

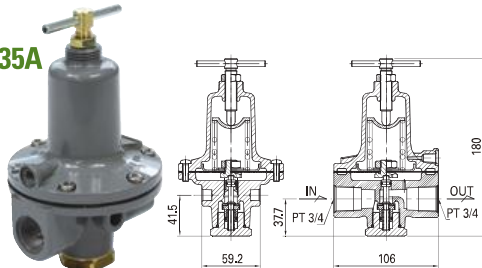
[www.hwa-young.com](http://www.hwa-young.com)



***HWA YOUNG LP-GAS,  
HIGH CAPACITY GAS  
PRESSURE REGULATOR***

**hy** HWAYOUNG

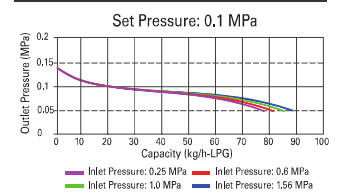
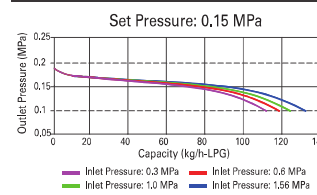
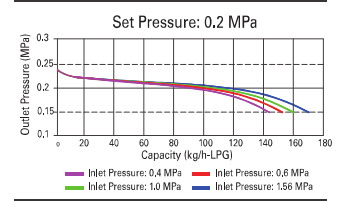
### HYRM-35A



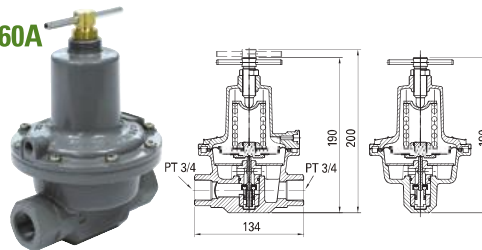
Inlet Pressure Range :	Max 1.56 MPa
Outlet Setting Pressure (P2) :	0.16 ~ 0.24 MPa
Outlet Pressure Range :	0 ~ 0.2 MPa
Capacity :	Max 150 kg/h
Working Temperature :	-20 °C ~ 60 °C
Connection Size :	PT 3/4

#### Capacity Rate Information

Service	P1 (MPa)	P2 (MPa)	Capacity
LPG	0.25~1.56	0.1	80 kg/h
	0.3~1.56	0.15	100 kg/h
	0.4~1.56	0.2	150 kg/h



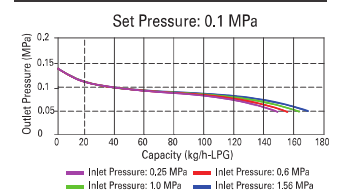
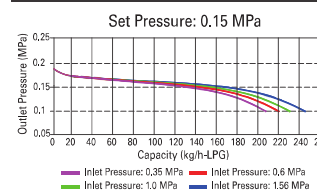
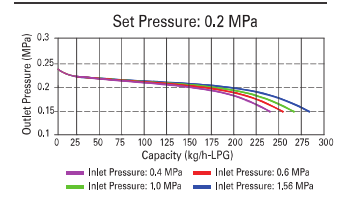
### HYRM-60A



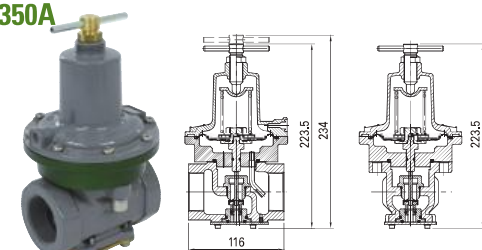
Inlet Pressure Range :	Max 1.56 MPa
Outlet Setting Pressure (P2) :	0.16 ~ 0.24 MPa
Outlet Pressure Range :	0 ~ 0.2 MPa
Capacity :	Max 220 kg/h
Working Temperature :	-20 °C ~ 60 °C
Connection Size :	PT 3/4

#### Capacity Rate Information

Service	P1 (MPa)	P2 (MPa)	Capacity
LPG	0.25~1.56	0.1	150 kg/h
	0.35~1.56	0.15	200 kg/h
	0.4~1.56	0.2	220 kg/h



### HYRM-350A



Inlet Pressure Range :	Max 1.56 MPa
Outlet Setting Pressure (P2) :	0.08 ~ 0.24 MPa
Outlet Pressure Range :	0 ~ 0.2 MPa
Capacity :	Max 350 kg/h
Working Temperature :	-20 °C ~ 60 °C
Connection Size :	PT 1-1/4"

#### Capacity Rate Information

Service	P1 (MPa)	P2 (MPa)	Capacity
LPG	0.25~1.56	0.1	150 kg/h
	0.3~1.56	0.15	220 kg/h
	0.4~1.56	0.2	350 kg/h

